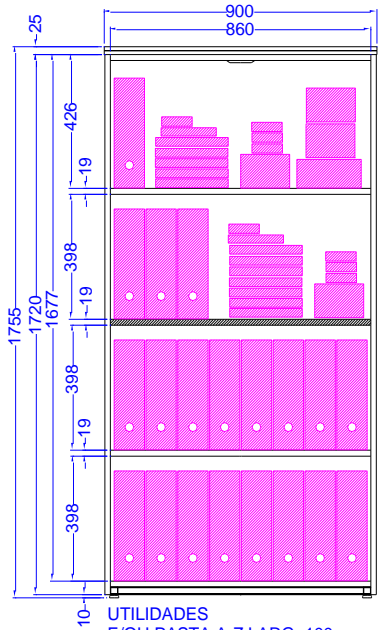
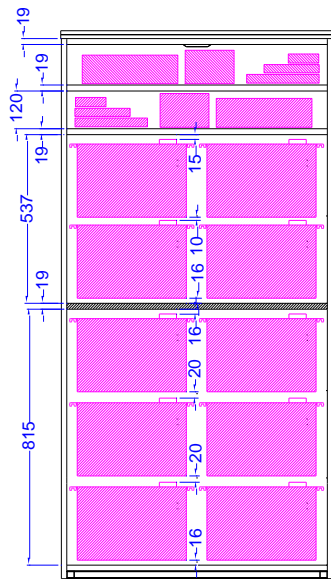


ASL

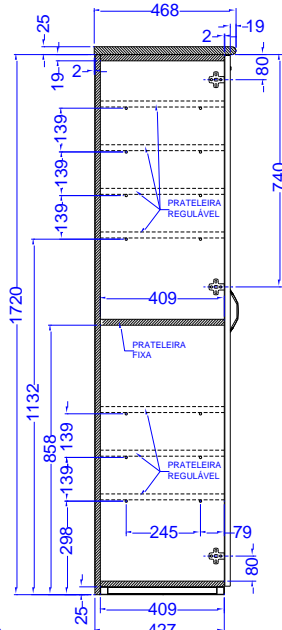
3 Prateleiras formando 4 Vãos



UTILIDADES
E/OU PASTA A-Z LARG=100
8 X 4 = 32 PASTAS

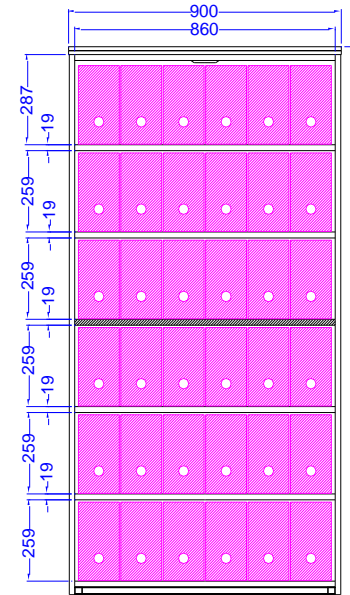


PASTA SUSPensa
2 X 5 = 10 ALOJAMENTOS PASTAS 400mm



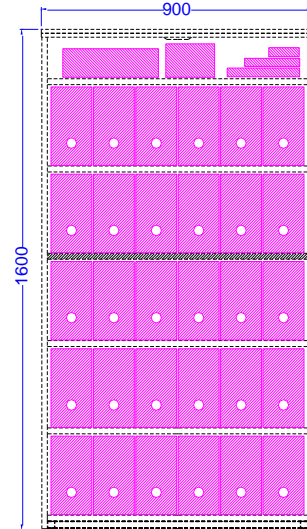
ASL-CX

5 Prateleiras formando 4 Vãos




CAIXA ARQUIVO
6 X 6 = 36 CAIXAS

Comparativo
com AAL



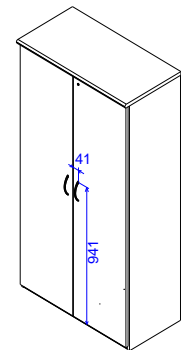
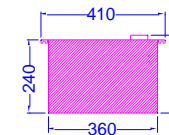
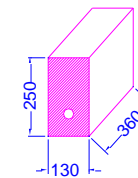
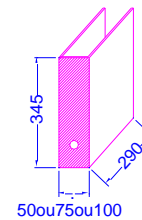
EXEMPLOS



PASTA A-Z

CAIXA ARQUIVO

PASTA SUSPensa



SF 240	ASL - Desenho Fábrica		SantaFé Móveis18&25
	ARMÁRIO SUPER ALTO		
A	ESC. 1/20	DATA 31/08/2009	DESENHO FÁBRICA